

Electrical Rental Information

2009 San Diego Boat Show
San Diego Convention Center • January 8 - 11, 2009

ELECTRICAL ORDER CHECKLIST:

- Check rating plates on your equipment to ensure that you will have the proper power to operate your display.
- Do you require additional lighting? We can handle a variety of lighting options to enhance your display.
- Order 24 Hour power if required for refrigeration, computer systems, water pumps, heaters, etc.
- Indicate your electrical labor requirements for equipment hook-ups and/or power distribution on the Electrical Labor Order Form.
- If distribution is required, include a detailed electrical floor plan. Indicate both main power location(s) and distribution location(s). You may use the Booth Layout (Form H-3) for this purpose or provide your own floor plan.
- Electrical work performed by non-TSE personnel is strictly forbidden. Inspection fee(s) may apply.
- You may pre-wire your equipment to match our receptacles. Here is a list of the plugs that match our equipment receptacles:
 - 15 amp 120 volt: *Standard U-ground cord cap*
 - 20 amp 208 volt 1Ø or 3Ø: *Leviton 3521 or Hubbell 3521*
 - 60 amp 208 volt 1Ø or 3Ø: *Aero Plug Y560P or Daniel Woodhead Plug Y560P*
 - 100 amp 208 volt 1Ø or 3Ø: *J-Tech Plug J5100P or Litton-Veam Plug CIR01GRH*
- Avoid code violations. Check the electrical code requirements on this information sheet.
- Labor is available to install and remove coaxial, fiber optic and twisted-pair cables for booth to booth, booth to satellite dish, and within the booth.
- Place your order before the discount rate deadline date and save on your electrical order!
- Payment must be included with your order to secure the discount rate. Include check or credit card authorization.

ELECTRICAL CODE

Electrical requirements for an exhibit at all convention facilities are for the safety of all Exhibitors and are based on national electrical codes and local ordinances.

Too frequently, fires have been traceable to faulty wiring, sometimes because of carelessness and sometimes because of lack of understanding of the risks involved.

In the interest of public safety, exhibits at all convention facilities may be inspected to determine if any violations exist. If they are found, qualified electricians are available to correct the problems. This work will be performed on a time and materials basis. If the Exhibitor does not wish to have the fault corrected, electrical service to the offending booth will not be connected.

If an Exhibitor is not informed or does not understand basic safety standards for electrical wiring, an electrician should be consulted before shipment is made to convention facilities.

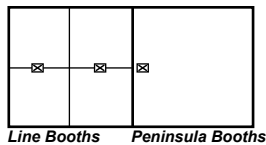
Serious risks are involved which can be eliminated by understanding basic requirements of safe wiring inside your booth. For the safety of you and the public, remember these points:

- All wiring must have a 3-wire grounded cord with a minimum of #14 gauge.
- Spot or flood lighting is a hazard when lamps are too close to fabrics or other material which can be affected by heat.
- The use of clip-on sign sockets, latex, or lamp cord wire in displays, or the use of 2-wire clamp on fixtures, is prohibited by order of fire prevention bureaus at trade shows and conventions.
- Zip cords or two-wire cords are ungrounded and could result in safety hazards. Their use is forbidden in all convention facilities. **Please leave all 2-wire cords at home!**
- Exhibitor is responsible for providing surge protectors for their Goods. TSE is not responsible for loss or damage resulting from power surges. Furthermore, TSE's liability for any and all loss or damage is limited to the value of the cost of electrical services provided or depreciated value of Goods, whichever is less.

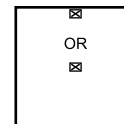
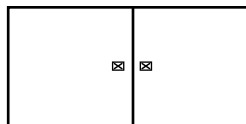
If you have any questions, please call us at 800.475.2098

Where will my outlet be located?

There are four different types of trade show booths: Line Booths, Peninsula Booths, Back-to-Back Peninsula Booths, Pavilion Booths, and Island Booths. Each type of booth has its own standard method of installation. In the following diagrams, the symbol ☒ represents the approximate location of power outlets. Main drop locations must be indicated on the floor plan as MDL:



Peninsula Booths



One drop within booth when power source is in ceiling or one location on perimeter when power is in the floor.

How much power do I need?

Calculate your lighting needs by adding wattage in each location. For other equipment, read the ratings from the metal plates attached to each unit.

⊖ V120 PH1 ⊕
Hz60
⊖ W1000 ⊕

120 Volt Single Phase
60 Cycle
1000 Watts

⊖ V230 ⊕
A30
⊖ PH3 ⊕

230 volts
30 Amps
3 Phase

Line Booths, Peninsula Booths, or Back-to-Back Peninsula Booths:
Your pre-ordered electrical outlet will be installed at the rear of your booth, at the drape line.

Island or Pavilion Booths: You need to designate one location for each outlet you order. Multiple outlet locations will be charged on a labor and material basis. For facilities with power originating in the floor, your electrical outlet will be placed at one location at our discretion. All other distribution will be done on a time and material basis. If you fail to provide us with a floor plan, outlet will be placed at one location at our discretion.



Electrical Rental Order Form

RETURN WITH G-2: PAYMENT & CREDIT CARD CHARGE AUTHORIZATION FORM & H-3: BOOTH LAYOUT FORM TO:
 GES Exposition Services® • 7050 Lindell Road, Las Vegas, NV 89118-4702 • FAX: 866.329.1437 or 702.263.1520 for international exhibitors

All orders are governed by the GES Payment Policy and GES Terms & Conditions of Contract as specified in this Exhibitor Manual.

2009 San Diego Boat Show
 San Diego Convention Center • January 8 - 11, 2009

DISCOUNT DEADLINE DATE:
December 16, 2008

COMPANY NAME	EMAIL ADDRESS	BOOTH NUMBER
--------------	---------------	--------------

By signing and delivering this form to Trade Show Electrical, customer agrees to all terms and conditions printed on this form. To receive the discount rate, we must receive your order, along with full payment, by the deadline date above. All other orders will be processed at the regular rate. No credits will be issued on services installed as ordered even though not used.

Price List **Important Information**

ITEM #	DESCRIPTION	DISCOUNT PRICE	REGULAR PRICE
120V MOTOR & EQUIPMENT OUTLETS			
6001	5 Amp / 500 Watts	\$ 111.25	\$ 166.75
6002	10 Amp / 1000 Watts	\$ 189.50	\$ 283.75
6003	15 Amp / 1500 Watts	\$ 245.25	\$ 367.25
6004	20 Amp / 2000 Watts	\$ 300.75	\$ 450.75
1Ø 208V MOTOR & EQUIPMENT OUTLETS			
6006	10 Amp	\$ 333.75	\$ 500.50
6007	20 Amp	\$ 467.50	\$ 701.00
6008	30 Amp	\$ 601.00	\$ 901.25
6009	60 Amp	\$ 801.25	\$ 1201.50
6010	100 Amp	\$ 1034.75	\$ 1552.25
6012	200 Amp	\$ 1668.50	\$ 2503.00
3Ø 208V MOTOR & EQUIPMENT OUTLETS			
6013	10 Amp	\$ 447.50	\$ 671.00
6014	20 Amp	\$ 626.25	\$ 939.25
6015	30 Amp	\$ 805.00	\$ 1207.75
6016	60 Amp	\$ 1073.25	\$ 1610.00
6017	100 Amp	\$ 1386.50	\$ 2079.50
6019	200 Amp	\$ 2236.25	\$ 3354.25
3Ø 480V MOTOR & EQUIPMENT OUTLETS			
6021	20 Amp	\$ 751.50	\$ 1127.25
6022	30 Amp	\$ 966.25	\$ 1449.25
6023	60 Amp	\$ 1288.00	\$ 1932.25
6024	100 Amp	\$ 1664.00	\$ 2495.75
6025	200 Amp	\$ 2683.25	\$ 4024.75
TRANSFORMER(S)			
Used to boost 208V to 230V – Circle outlets requiring boost.			
6020	Boost Amp, 20 Amp Min. Price/Amp	\$ 3.61	\$ 3.61
LIGHTS			
Price includes outlet and labor for light only.			
6026	120 Watt ¹	\$ 111.25	\$ 166.75
6027	Double 120 Watt ¹	\$ 189.50	\$ 283.75
6028	Krypton 250 Watt ¹	\$ 144.75	\$ 217.25
6029	Overhead Quartz ²	\$ 445.00	\$ 667.50

¹On Stanchion, In-line Booths Only.
²May require labor and/or lift at additional charge not available at some locations.

- ***Dedicated and 24 Hour power will be at double the listed price. Please indicate these requirements under "Please Indicate Choice" at bottom and double the appropriate rate.**
- Trade Show Electrical (TSE) is not responsible for voltage fluctuation or power failure due to temporary conditions. Exhibitor is responsible for providing surge protectors for their Goods. TSE is not responsible for loss or damage resulting from power surges. Furthermore, TSE's liability for any and all loss or damage is limited to the value of the cost of electrical services provided or depreciated value of Goods, whichever is less. All electrical installations and connections to all electrical service should be made by a TSE electrician. TSE will not be responsible for any damage or loss to any equipment, component, computer hardware or software, and/or any damage or bodily injury to any person caused by the installation, connection, or plugging in of any electrical outlet by persons other than a TSE electrician.
- Electricity will be turned on 30 minutes prior to show open and will be turned off within approximately 30 minutes after show close.
- **OUTLET LOCATION & DISTRIBUTION** — All electrical outlets will be installed on the floor at the draped backwall of in-line and peninsula booths. All electrical outlets for island booths will be dropped to one main location per the Exhibitor's floor plan. If no plan is provided, the outlets will be installed at our discretion. **Any change in location and/or additional power drops are chargeable on a time and material basis. Distribution and connection of outlets are chargeable on a time and material basis. See form E-3**
- **TSE JURISDICTION (Requires labor and/or material)** — All under-carpet distribution of electrical wiring. All facility overhead distribution of electrical wiring, including coaxial cable, fiber optics, twisted pair, etc., and the distribution of same from product to booth and from booth to booth. All motor and equipment hook-ups requiring hard wiring connections. Installation and/or repair of electrical fixtures. Installation of electrical motors and electrical apparatus to be energized.
- **All outlets over 20 amps and/or with a voltage over 150 volts will require electrical labor. Labor is required to inspect equipment pre-wired to plug into our system. Exhibitors are not permitted to use power unless ordered. Exhibitors found using outlets without an order will be subject to the regular rate for outlets used. Sharing power or plugging into facility outlets is strictly prohibited.**
- **ELECTRICAL LABOR (See Electrical Labor Order Form)** — Labor rates are subject to labor contract effective at time of show. Starting time can only be guaranteed when labor is requested for the start of the working day at 8 a.m. The minimum charge per booth is one (1) hour for installation and half (½) hour for dismantle. Time will commence per Exhibitor's request. Failure to start labor at requested time will result in a one hour charge per electrician requested, unless 24-hour advance notice is provided in writing.

Please Indicate Choice **Place Order Here**

- **Do you need dedicated and 24 hour power?**
 Yes No
- **Please include H-3: Booth Layout Form, or provide your own detailed drawing, for placement of main drop locations (MDL), outlets and fixtures. Regular rates will be applied, regardless of when the order was received, if either is not provided with your electrical order.**

Cancellation Policy: Items cancelled will be charged 50% of original price after move-in begins and 100% of original price after installation

To receive the **Discount Rate**, the booth layout form (Form H3) or a scaled plan for electrical distribution must be attached to this form or emailed to: tse@dges.com

ITEM #	DESCRIPTION	PRICE	QTY	TOTAL PRICE
				\$
				\$
				\$
A.	Total All Items Ordered			\$
B.	Petroleum Surcharge Assessment: 3%		A x 3% = B	\$
C.	Payment Enclosed		A + B = C	\$

I agree in placing this order that I have accepted GES Payment Policy and GES Terms & Conditions of Contract.

Authorized Signature – Please Sign: **X**

AUTHORIZED NAME - PLEASE PRINT	DATE
--------------------------------	------

TSE is a tradename only of GES.

071408



Electrical Labor Order Form

RETURN WITH G-2: PAYMENT & CREDIT CARD CHARGE AUTHORIZATION FORM & H-3: BOOTH LAYOUT FORM TO:
 GES Exposition Services® • 7050 Lindell Road, Las Vegas, NV 89118-4702 • FAX: 866.329.1437 or 702.263.1520 for international exhibitors

All orders are governed by the GES Payment Policy and GES Terms & Conditions of Contract as specified in this Exhibitor Manual.

2009 San Diego Boat Show
 San Diego Convention Center • January 8 - 11, 2009

DISCOUNT DEADLINE DATE:
December 16, 2008

COMPANY NAME	EMAIL ADDRESS	BOOTH NUMBER	
SHOWSITE CONTACT	SHOWSITE CONTACT PHONE #	DATE/TIME OF ARRIVAL	CONTACT'S HOTEL (OPTIONAL)

PLEASE COMPLETE THIS FORM FOR ALL ELECTRICAL LABOR NEEDED. TO DETERMINE IF YOU NEED ELECTRICAL LABOR, PLEASE READ THIS FORM CAREFULLY.

- All under-carpet distribution of electrical wiring. All facility overhead distribution of electrical wiring, including coaxial cable, fiber optics, twisted pair, etc., and the distribution of same from product to booth and from booth to booth. All motor and equipment hook-ups requiring hard wiring connections. Installation and/or repair of electrical fixtures. Installation of electrical motors and electrical apparatus to be energized.
- All outlets over 20 amps and/or with a voltage over 150 volts will require electrical labor. Labor is required to inspect equipment pre-wired to plug into our system. Exhibitors are not permitted to use power unless ordered. Exhibitors found using outlets without an order will be subject to the regular rate for outlets used.

Important Information & Rates

Starting time can be guaranteed only when labor is requested for the start of the working day at 8 AM. All exhibit labor for 8 AM starting times will be dispatched to booth space. For all other starting times, check in at the labor desk one-half (1/2) hour before time requested. Labor cancelled without a 24 hour notice shall be charged a one (1) hour cancellation fee per worker. If Exhibitor fails to use the workers at the time confirmed, a one (1) hour "No-Show" charge per worker will apply.

The minimum charge for labor and equipment is one (1) hour per electrician and equipment. Labor thereafter is charged in half (1/2) hour increments per electrician and equipment. **GRATUITIES IN ANY FORM, INCLUDING CASH, GIFTS, OR LABOR HOURS FOR WORK NOT ACTUALLY PERFORMED ARE PROHIBITED BY GES.** All rates are subject to change if necessitated by increased labor and material costs.

LABOR RATES ARE AS FOLLOWS:

Electrician Per Hour	Discount	Regular	Show-Site
Straight Time	\$ 100.50	\$ 125.75	\$ 150.75
Overtime	\$ 200.75	\$ 251.00	\$ 301.25

Electrician w/Lift Per Hour*	Discount	Regular	Show-Site
Straight Time	\$ 378.00	\$ 472.50	\$ 567.00
Overtime	\$ 476.50	\$ 595.75	\$ 714.75

- Straight Time: Monday through Friday 8:00 AM to 4:30 PM.
- Overtime: All other times Monday through Friday, and all day on Saturdays & Sundays and Holidays.
- Discount Rate: Rate applies to orders placed on or before the above discount deadline date.
- Regular Rate: Rate applies to orders placed after the above discount deadline date, but before the first day of Exhibitor move-in.
- Show-Site: Rate applies to orders placed at show site.

* Rates include taxes for equipment used.

Please Indicate Service

- TSE SUPERVISED (OK TO PROCEED)**
Please complete "Booth Layout" form (H-3)
 TSE will supervise labor to:
- Distribute power under carpet.
- A 20% (\$25.00 minimum) surcharge will be added to the labor rates above for this professional supervision.
- EXHIBITOR SUPERVISED (DO NOT PROCEED)**
 Exhibitor will supervise.
- Indicate workers needed for installation and dismantling
 - TSE assumes **no** liability for loss, damage or bodily injury arising out of Exhibitor's supervision of TSE provided union labor. Exhibitor assumes the responsibility and any liability arising therefrom, for the work performed by union labor under Exhibitor's supervision.

Is there more than one (1) main drop location?
 Yes No

Please include H-3: Booth Layout Form, or provide your own detailed drawing, for placement of main drop locations (MDL), outlets and fixtures. Regular rates will be applied, regardless of when the order was received, if either is not provided with your electrical order.

Exhibitor is responsible for providing surge protectors for their Goods. TSE is not responsible for loss or damage resulting from power surges. Furthermore, TSE's liability for any and all loss or damage is limited to the value of the cost of electrical services provided or depreciated value of Goods, whichever is less.

Place Order Here

SCHEDULE DATE(S)	SCHEDULE START TIME	SCHEDULE END TIME	TOTAL # OF HOURS	TOTAL # OF ELECTRICIAN OR ELEC/LIFT X	TOTAL # OF LABOR RATE	= SUBTOTAL X	3% PSP	= GRAND TOTAL
	AM	AM						\$
	PM	PM						\$
	AM	AM						\$
	PM	PM						\$

I agree in placing this order that I have accepted GES Payment Policy and GES Terms & Conditions of Contract.

Authorized Signature – Please Sign:

	AUTHORIZED NAME - PLEASE PRINT	DATE	A.	Total Labor Ordered	\$
			B.	25% (\$50.00) GES Supervision	\$
			C.	Payment Enclosed	\$

Please estimate the number of workers and hours per worker needed for installation and dismantling above. Invoice will be calculated according to actual hours worked, relative to the original estimate and based upon the date received. Additional labor required will be calculated and invoiced at the show site rate.

071408